

“EASY TIGER” Launched

I think the pics will say it all.

This beautiful example of the Fusion 40 was assembled and finished by it's proud owners, Felix and Andrew Lawson.

The construction was carried out over 9 months, and during this time Andrew had 4 months of immobility due to a back problem, this only ending in major surgery. Because a crane was used for launching, it was decided to step the mast at the same time. Hence it's close proximity to the shore.

“Easy Tiger” has had its first sail and from all reports, it is everything Felix and Andrew had hoped



FUSION VIDEO

If you would like to see how a Fusion 40 Cat performs in light airs (10 knots and under) check out this video clip on “youtube”

<http://www.youtube.com/watch?v=ZdbggLhrsMo>



PHOTOS

We love photos, especially those magic moments on the water. Starting September, Fusion Australia is going to award the best monthly photograph (which must contain the Fusion Cat) with a beautiful Fusion vest, and the runner up will receive a Fusion T-shirt.

The pictures, high res if possible, will be used in the newsletter and also any publications we may choose. if you don't have a digital camera, prints will be accepted. These are some examples of pics which could be considered for prizes.



As this picture shows, Fusion is definitely a performance boat. Talking with the owners following the event they were under a very heavy handicap, and if the Stewards had let them use their sails, they believe they could have taken out the event. This was the Formula 1, speedboat championships in the Whitsundays.



Insurance Yes or No!

Whether it is a Kit in containers or a finished boat preparing to be launched, it's a fact that sometimes things can go wrong as these pics show. If you don't have builders risk Insurance then may I suggest you ring John on 07 4946 4659 for a quotation..



Whilst this looks like a major problem, it is really just a launch with the tide a little lower than normal, she didn't really touch anywhere.



Don't Want to Build?

We understand many clients do not want to build their own Fusion. So to make it easy for these clients to own their own production Fusion 40, we have established the Platinum Private and the Platinum Elite brands which are being assembled in Thailand, by Fusion.

If you would like more information and pricing on these products please contact me on email: jim@fusioncats.com.

The new vessels can be ordered for delivery in Thailand, or any country anywhere in the WORLD, and whilst they are a production boat, they can be customised to suit individual clients requirements.

The vessels will be built under the worldwide CE Survey System, for those wishing to enter the Charter market.

Fusion on YouTube!!!

I went surfing on youtube.com and came across some more video clips of Fusion 40s sailing: Check this one also:

<http://www.youtube.com/watch?v=id816ORmDpQTube>



Multihull Rendevous

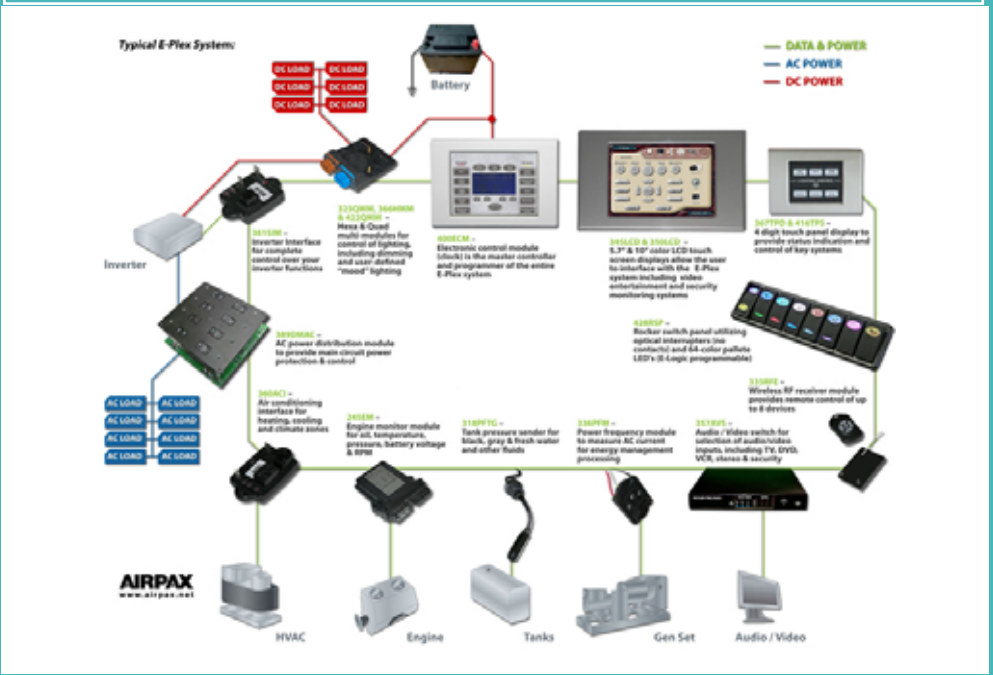
Congratulations go to Fusion 40, Blonde Moment, for being the 1st Multihull to register for this year's Hogg's Breath Multihull rendezvous.

Also Congratulations must go to our wonderful sponsors for their generosity in donating prizes and trophies for this year's event.

*FGI Fibreglass,
Harken Australia,
Multipanel,
Fusion Electronics
AllYachtSpars,
Yanmar Diesel,
Lewmar,
Fusion Catamarans and
Emultihulls Yacht Brokerage*

Thank you all

For those considering the electrics in their Fusion 40, this is the Kit system that was developed for the US Fusion market. It will be available as an E-Plex kit. For more info: <http://www.airpax.net/site/control/modules/index.html>



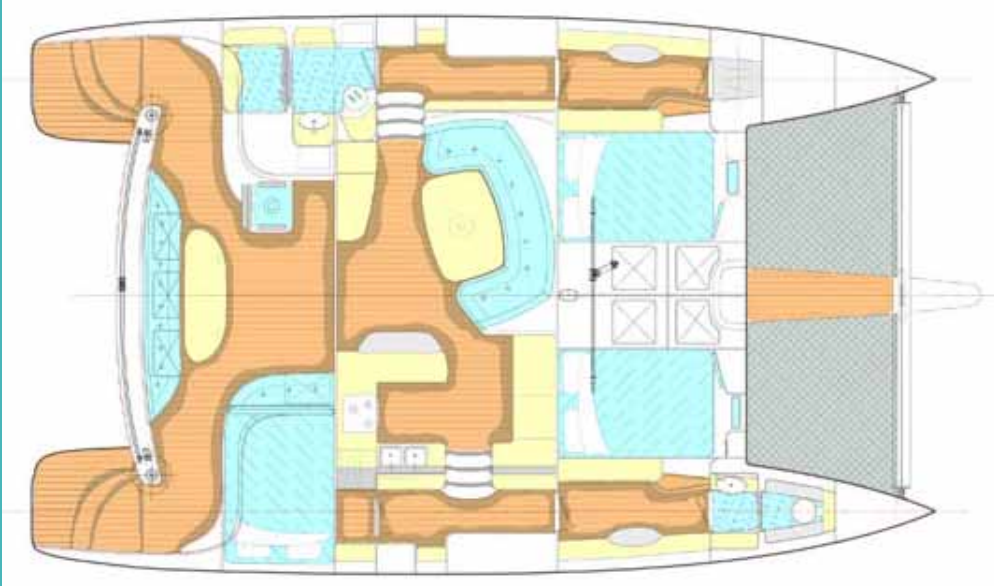
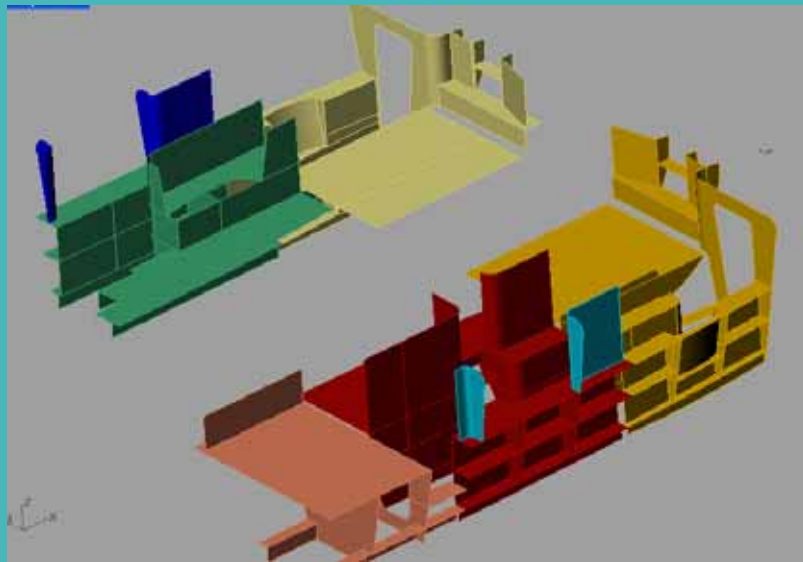
Furniture

We have had so many enquiries regarding the furniture packages, I felt we should put something here, again, even if we don't yet have finished pictures yet.

The furniture mouldings come in 3 parts, the 1st is the moulded sections which comprise aft bathroom, sections for the forward ensuite and also the entire saloon (galley, saloon setee, fridge freezer sections and also the nav area.

The second is the structural flat pack and the third is the veneered facia panels which also come in a flat pack. These are all prerouted to shape, so no guess work.

Below: Structural Flat pack



This is the layout plan that the furniture has been developed for.

The nice thing about the layout is it utilizes the maximum head height areas of the saloon for the taller person, and uses the lower side of the cabin as bench and sitting space.



The saloon is one moulding that drops in or can be cut